

# Print Head Replacement Installation Manual



*TeamNiSCA*

5/2011

Rev 3

PRINTER PRINT HEAD REPLACEMENT

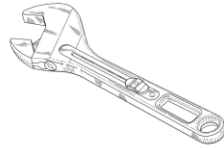
*NISCA PR-53XX Series Printer*



*World Class  
Identification Card Printers*


## Getting Started

The conversion will require a Phillips screw driver.



## Contents Required

PR53XX Print Head



PR53XXHED

# Print Head Replacement Instructions



Caution

**Important!!! The print head may be hot. Be sure the printer has adequate cooling time before proceeding with this section. Do not touch the actual print head with your hands.**

Press “Ribbon Change” on the control panel once to lift the print head. This allows for removal of the printer ribbon.



Power Off the printer and remove the power cord


Open the front access panel by depressing the release button. Lift the green retaining lever and remove the ribbon cassette.



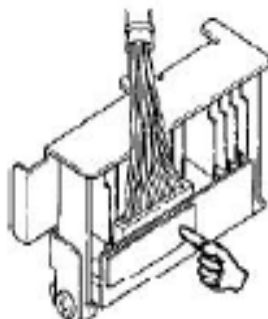
Using the Phillips screwdriver, remove the remaining bracket.



Press the metal latch to release the print head and gently slide the print head toward the front of the printer.



Gently remove the pin connector from the bottom of the print head.



Affix the connector to the new print head and reinstall in reverse order. Insert the CD-Rom disk that came with the print head. This data must be loaded to the printer before using the printer. Use the firmware update utility (the Download Utility Manual can be downloaded from our website at [www.teamnisca.com](http://www.teamnisca.com)). When prompted for the update file, be sure to select the file from the CD-Rom.

Information in this document is subject to change without notice and does not represent a commitment on the part of Nisca. This document may not be copied unless authorized with a written consent by Nisca. The users of this product accept the hardware and software solution provided is the intellectual property of Nisca and agrees from herein not to reproduce or copy for any purpose including for resell or manufacturing. Other trademarks and trade names used in this document belong to their respective holders. Nisca disclaim any proprietary interest in trademarks and trade name created other than its own.



*World Class  
Identification Card Printers*